

Coach's Game Card User Guide

Copyright (c) 2003-2009 Timothy S. Oey
Licensed under the Open Software License version 2.0

This software is free.

To contact Tim, see <http://timoey.com/>

Introduction

The Coach's Game Card database system helps soccer coaches manage game lineups and stay positive during soccer matches. It calculates percentage playing time as well as other stats. It is designed primarily for AYSO soccer coaches where a major goal is for all players to get roughly equal playing time, learn all aspects of soccer, and have a fun, positive experience.

Coaches use it to plan who is playing where in the next game and print out field maps for players, note sheets for coaches, stat sheets for coaches, and Official Lineup Forms for referees. After the game, updates can be recorded back in the database to account for unforeseen lineup changes.

This database system is designed to support the philosophies of the American Youth Soccer Organization (AYSO) (<http://soccer.org/>) as well as the Positive Coaching Alliance (<http://www.positivecoach.org/>).

What this database does

- Helps keep coaches positive during games by getting them to hone their observational skills -- taking notes on players. It is best for coaches to actively coach before and after games and at practices. During games coaches should refrain from giving on field instruction and thus be a good role model for parents and other spectators. The game itself should belong to the players. Players on the field need to focus and talk to each other when playing rather than listening to people shouting instructions from the touch line. Cheering and clapping during games is fine, telling players what they are doing wrong during games is not.

- Tracks how much time players are Absent, Out, Goal Keeper, Forward, Mid, Back, etc.

- Helps coaches plan who will play where for upcoming games.

- Prints Game Cards for coaches with the plan for that game -- who is playing where and the base statistics so coaches can more easily make decisions at the field about who should play what position if last minute adjustments are needed. This system assumes all players should get equal playing time based on time present at games (absences are excluded from playing time stats).

- Prints a Game Lineup page with mini field maps so players can easily see where they are playing.

- Prints a Game Notes page so coaches can write down a few things that each player did well during each game and what the whole team should work on at the next practice.

- Prints clean Official Lineup Forms to give to referees.

- Allows coaches to keep notes and rank players to capture end of season information that can be used to balance teams for the next season.

- Keeps simple team win/loss records. This database focuses on player development and about kids learning and having fun but coaches sometimes do want to keep a game record.

- The database is designed for a single user (coach) to use for one team for one season. Multiple teams and seasons can be handled by using multiple copies of the database system each in a separate folder.

- Coach's Game Card is limited to 22 players on a team. There is no limit to the number of games. It works well for U7, U8, U10, U12, U14, U16, and U19 teams.

What this database does not do

- Snack schedules (a simple list sent to parents should be sufficient)
- Roster with addresses & contact information (many leagues/regions already have systems to track and print out this information such that parents can update their own information).
- More advanced stats such as saves, etc. This database was designed to help recreational coaches circulate players among positions so that all players can learn how to play the different positions. Tracking at U6 is probably not needed. Also this program may not be well suited to the needs of a competitive soccer coach.
- This database is not multiuser and does not track players across multiple teams or multiple seasons.

Terms of Use

Basically this software is free for you to use, distribute, and modify...

...subject to the terms of License #1 and License #2 included at the end of this User Guide. Please read these licenses to understand your full rights and responsibilities.

The files Game.OYO, GamePlayer.OYO, Player.OYO, Settings.OYO, UserGuide.doc, and UserGuide.pdf are:

Copyright (c) 2003-2009 Timothy S. Oey. All rights reserved.
Licensed under the Open Software License version 2.0 (License #1)

The files Game.OYO, GamePlayer.OYO, Player.OYO, Settings.OYO, UserGuide.doc, and UserGuide.pdf may be updated (using FileMaker Pro 6.0, Microsoft Word, and Adobe Acrobat) and redistributed with the other files accompanying them subject to the terms of License #1. Please share improved versions with others via OpenYouth.Org or any other means you wish.

The contents of License #1 fall under the copyright listed within the license.

License #2 and all other files are Copyright (c) 1994-2003, FileMaker, Inc. All rights reserved. These other files fall under the license terms covering "Bundled Solutions" as described within License #2.

System Requirements

For Windows

Hardware:

Intel-compatible computer

128MB of RAM

hard disk drive

20 MB of free disk space

A display at least 900 pixels high

Software:

Windows 98, Me, NT 4.0 (Service Pack 6), 2000, XP, Vista

.zip decompression program (built into XP and up)

For Mac OS X

Hardware:

Apple G3 computer or higher (excluding G3 upgrade cards)

128MB of RAM

hard disk drive

20 MB of free disk space

A display at least 900 pixels high

Software:

Mac OS X 10.1 or greater

.zip decompression program (built into OS 10.3 and up)

To Install (Mac & Win)

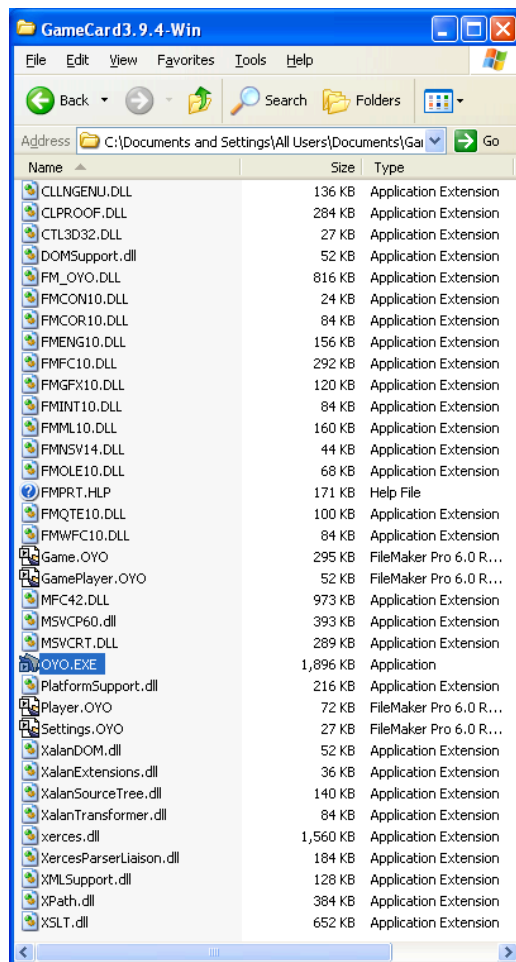
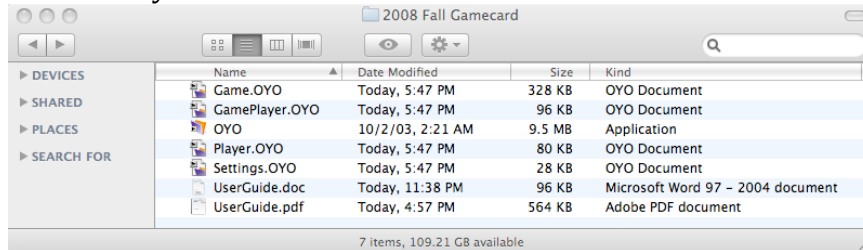
Download the files.

Decompress the files from the zip file into a folder/directory at whatever location you wish to keep your copy(ies). All the files must reside in a single folder. If you need to track multiple teams, put separate complete copies of the database system in separate folders.

To uninstall, simply delete the folder(s) containing the Coach's Game Card program and associated files.

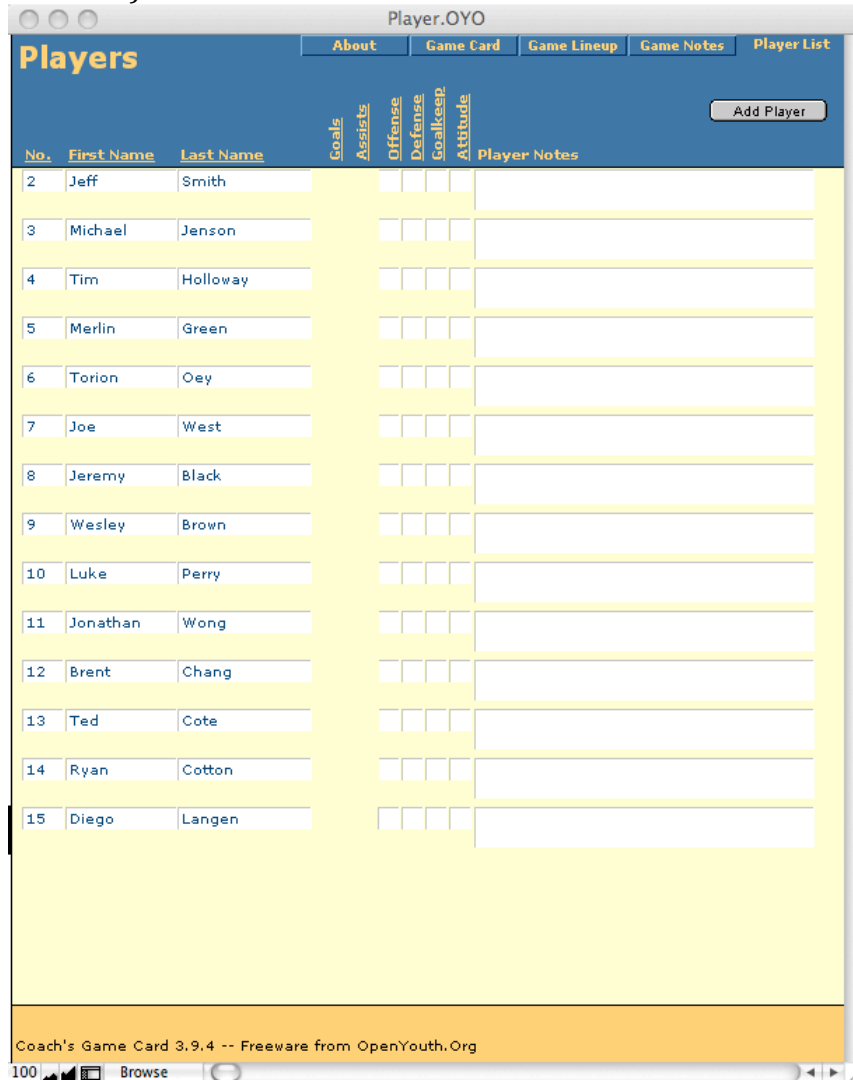
Using Coach's Game Card

1) Double click OYO.exe (Win) or OYO (Mac OS X) file to start the Coach's Game Card database system.



The very first time you run this application, it may take longer than normal to launch (several seconds) and the OS may you ask whether you really want to run the .exe or not.

2) Enter your list of players on the Player List (press the "Add Player" button for each one).



Just names and position numbers are enough for now. At the end of the season you can work on player rankings. Please note that "Remove Player" from the Scripts menu removes the last player added, *not* the player you currently have selected. If you lose a player it is best to just mark them absent for the rest of the season. Note that names and jersey numbers can be changed at any time. An internal ID number not visible to the user is used to track all player information.

The About, Game Card, Game Lineup, Game Notes, and Player List buttons/tabs in the upper right of each window allow you to switch between views. You will mostly use the Player List and Game Card views.

4) Fill in the positions each player has played or should play for each quarter using the pop up lists in the Q1-Q4 grid next to each players name (see Quarter Position Key on Game Card) as well as other game information as desired.

The screenshot shows the 'Game Card' interface for a game between 'Green Giants' and an opponent. The interface includes a navigation bar, game details (Region, Div, Team #, Team Name, Coaches, Opponent), a Quarter Position Key, a player statistics table, and a mini field map for four quarters.

Game Card Details:
 Region: 44, Div: U14B, Team #: 3
 Team Name: Green Giants
 Team Colors: Green
 Coaches: Tim, Louis, Pushpak
 Opponent: Us, Them, WLT

Quarter Position Key:
 A - Absent
 G - Goal Keeper
 X - Sitting out
 BR, BC, BL - Back (Defender)
 Bt - Stopper, Bw - Sweep
 MR, MC, ML - Midfielder
 FR, FC, FL - Forward

No.	Name	Goals	Assists	Q1	Q2	Q3	Q4	G	X	X1	X4	B	M	F	A	Total Goals
2	Jeff Smith			X	BR	BR	BR	0%	25%	1	0	75%	0%	0%	0%	
3	Michael Jensen			G	FR	FR	FR	50%	0%	0	0	0%	0%	50%	0%	
4	Tim Holloway			BR	X	BL	BL	0%	25%	0	0	75%	0%	0%	0%	
5	Merlin Green			MC	MC	G	G	50%	0%	0	0	0%	50%	0%	0%	
6	Torian Dey			X	MR	MR	MR	0%	25%	1	0	0%	75%	0%	0%	
7	Joe West			MR	X	ML	ML	0%	25%	0	0	0%	75%	0%	0%	
8	Jeremy Black			BT	BT	X	BT	0%	25%	0	0	75%	0%	0%	0%	
9	Wesley Brown			A	A	A	A	?	?	0	0	?	?	?	100%	
10	Luke Perry			BC	BC	X	BC	0%	25%	0	0	75%	0%	0%	0%	
11	Jonathan Wong			BC	BC	MC	MC	0%	0%	0	0	50%	50%	0%	0%	
12	Brent Chang			ML	ML	BT	X	0%	25%	0	1	25%	50%	0%	0%	
13	Ted Cote			BL	BL	BC	X	0%	25%	0	1	75%	0%	0%	0%	
14	Ryan Cotton			FL	FL	FL	FL	0%	0%	0	0	0%	0%	100%	0%	
15	Diego Langen			FR	FR	BC	BC	0%	0%	0	0	50%	0%	50%	0%	

Mini Field Map:
 Date: Sat, Oct 18, 2008, Time: 9:00 AM, Home? Home
 Q1: Absent 9 Wesley, Out 2 Jeff Smith, 6 Torian
 Q2: Absent 9 Wesley, Out 4 Tim, 7 Joe West
 Q3: Absent 9 Wesley, Out 8 Jeremy, 10 Luke
 Q4: Absent 9 Wesley, Out 12 Brent, 13 Ted

Notice that the mini field map at the bottom fills in as you assign players to positions.

All positions need not be filled, fill in only as many positions as needed (from 3 v 3 to 11 v 11). The field layouts are most naturally set up for a 4-3-3 lineup but you can play up to 6 across in forward, mid, or defense (back) by doubling up any desired positions. To play 2-2-2 or 3-3 or other small-sided game lineups just leave some positions empty. The sweeper and stopper positions are counted as backs/defense even though the stopper may be a defensive midfielder. Since printed positions are only approximate, make sure you tell your players what system of play you want them to use. The lineup above is actually intended to be a flat back 4 defense with a defensive mid / stopper, 3 mid fielders, and 2 strikers (or a 4-1-3-2).

5) The overall percentages spent in each position (Forward, Mid, Back, Goal -- adjusted for absences) calculate as you fill out the Game Card. Use this information to prepare for future games. X1 and X4 are a count of the number of 1st and 4th quarters the player has been out -- some players are sensitive to being out in either the first or last quarters so this allows you to make it even across the team.

Some position managing tips:

a) I've found it easiest to mark who is absent and choose GKs for a game first -- typically with one team member play GK for the first half (2 quarters) then another for the second half. This speeds quarter sub change over as you don't have to swap the GK jersey and gloves every quarter -- only at half time.

b) Next I mark who is going to be out each quarter and try to keep a good mix of my best and "most challenged" players on the field so we don't have a really weak quarter or a really strong quarter. Also if we are down players and some can play the whole game, I favor GKs having no outs first, then other players (depending on how much out time they may have).

c) Finally I figure out all the other positions. I try to have each player play mostly the same position for at least half a game if not the whole game.

6) Before each game, print out as many coach page sets and referee cards as you need. It works well to keep the coach pages in a notebook. Fold the referee card in advance and give it to the referee at the game. The "Print All 4 Pages for a Game" under the Scripts menu prints 1 set of everything you should need for a game.

The screenshot shows the OYO Game Card software interface. The menu is open, showing the following options:

- Game Card ⌘1
- Game Lineup ⌘2
- Game Notes ⌘3
- Player List ⌘4
- New Game ⌘5
- Print Game Lineup ⌘6
- Print Game Notes ⌘7
- Print Game Card ⌘8
- Print Referee Game Card ⌘9
- Print All 4 Pages for a Game ⌘0
- Delete This Game
- Start New Season
- Prepare for new version
- Import from old version
- About
- Quit

The main window displays the following information:

Game Card

Region: 44, Div: U14B, Team #: 3

Team Name: Green Giants

Team Colors: Green

Coaches: Tim, Louis, Pushpak

Opponent: _____

Us: _____ Them: _____

WLT: _____

No.	Name	Goals	Q1	Q2	Q3	Q4	G	X	X1	X4
2	Jeff Smith		X	BR	BR	BR	0%	25%	1	0
3	Michael Jenson		G	G	FR	FR	50%	0%	0	0
4	Tim Holloway		BR	X	BL	BL	0%	25%	0	0
5	Merlin Green		MC	MC	G	G	50%	0%	0	0
6	Torion Dey		X	MR	MR	MR	0%	25%	1	0
7	Joe West		MR	X	ML	ML	0%	25%	0	0
8	Jeremy Black		BT	BT	X	BT	0%	25%	0	0
9	Wesley Brown		A	A	A	A	?	?	0	0
10	Luke Perry		BC	BC	X	BC	0%	25%	0	0
11	Jonathan Wong		BC	BC	MC	MC	0%	0%	0	0
12	Brent Chang		ML	ML	BT	X	0%	25%	0	1
13	Ted Cote		BL	BL	BC	X	0%	25%	0	1
14	Ryan Cotton		FL	FL	FL	FL	0%	0%	0	0
15	Diego Langen		FR	FR	BC	BC	0%	0%	0	50%

Date: Sat, Oct 18, 2008 Time: 9:00 AM Field: Nimitz Home?: Home

Q1	Q2	Q3	Q4
Absent: 9 Wesley Out: 2 Jeff Smith, 6 Tarkan	Absent: 9 Wesley Out: 4 Tim, 7 Joe West	Absent: 9 Wesley Out: 8 Jeremy, 10 Luke	Absent: 9 Wesley Out: 12 Brent, 13 Ted
14 Ryan	14 Ryan	14 Ryan	14 Ryan
15 Diego	15 Diego	3 Michael	3 Michael
12 Brent	12 Brent	11 Jonathan	7 Joe West
5 Merlin	5 Merlin	6 Tarkan	11 Jonathan
7 Joe West	6 Tarkan	7 Joe West	6 Tarkan
8 Jeremy	8 Jeremy	12 Brent	8 Jeremy
10 Luke	10 Luke	4 Tim	10 Luke
11 Jonathan	11 Jonathan	2 Jeff Smith	15 Diego
4 Tim	4 Tim	4 Tim	4 Tim
2 Jeff Smith	2 Jeff Smith	2 Jeff Smith	2 Jeff Smith
15 Diego	15 Diego	15 Diego	15 Diego
3 Michael	3 Michael	5 Merlin	5 Merlin

Coach's Game Card 3.9.4 -- Freeware from OpenYouth.Org

I sequence the coach pages in a 3 ring notebook so the Game Lineup and Game Notes pages face each other. That way I can have my notebook open to see Game Lineup positions while writing notes about each player on the notes page.

8) After each game, enter changes that may have occurred and game scores (in the Us and Them boxes if desired) in the main Game Card view. Note that for the Win-Loss-Tie statistic to show updated information you may need to click on the WLT field after entering a new set of scores for a game (it will update on its own but clicking WLT forces it to update). You can enter the player notes and practice notes if you desire but these are just for your records. Leaving the paper versions in a notebook is generally easier.

9) During and toward the end of the season update the player rankings and notes in the Player List view. This helps you assess each player in case the rankings are used by your region to balance teams for the next season or you wish to keep them for your own records.

Database Administration Tips

If you are starting with a copy of the database that already has information in it, press the "Start New Season" button in the "About" screen and continue with step 2 above.

If you want to keep a previous season, just duplicate the whole folder containing the Coach's Game Card system and rename the folder accordingly. This same technique can be used to manage multiple teams -- but please note that you should quit one copy before launching another. Trying to keep multiple copies open at the same time may produce errors.

To upgrade to a new version (and preserve existing data), click the "Prepare for new version" button in the About window and quit. Then copy the resulting Old Game, Old GamePlayer, and Old Player files into the folder containing the new version of Game Card. Finally launch the new version of Coach's Game Card, go to About, and click the "Import from old version" button.

On the "About" window there are some settings you can change to control how the names and jersey numbers display on the field lineup maps. If a name is too long to display all of it, the last "word" in it may not show up. You can choose to display less information or abbreviate the name to get it all to show.

The player note fields on the Player List window can contain up to 32,000 characters (about 5 pages of text) but only the 1st line or 2 will show up when you print the list.

The rating fields in the Player List are for coach convenience and match what is used in AYSO Region 44 (<http://ayso44.org>) to rate players at the end of one season and help balance teams for the next season.

Notes for Developers wishing to modify these FileMaker Pro 6.0 files

All the files have been password protected so that menu options are limited for normal users. Using normal FileMaker menu commands instead of the defined buttons and scripts can create problems for users -- the buttons and scripts take care of house keeping issues automatically within the database whereas direct use of FileMaker commands may create problems.

If you wish to change this database:

- 1) You'll need to drag one of the .OYO files onto FileMaker Pro to have FileMaker open it rather than the OYO FileMaker runtime application.
- 2) The master password that must be used to gain developer access to these files is "OYO". To enter the master password, hold down the Shift key (Windows) or the Option key (Mac OS) when opening the file using FileMaker Pro 6. The Password dialog box will appear and you can enter the master password and gain full access to all aspects of this database system.
- 3) Of course you'll need to know how to use FileMaker Pro. You should not need to use the FileMaker Developer tool again unless you wish to redo certain packaging operations (I've never needed to do this again in many years of updates).
- 4) Once your changes are done, you can drop the changed .OYO files back into the folder replacing old versions. It is best to save the Game.OYO, GamePlayer.OYO, and Player.OYO as empty clones to make them as compact and clean as possible. The Setings.OYO file has system wide data values in it that should be retained so it should not be saved as an empty clone.

Credits

(everyone modifying this solution should add their contact information here)

Copyright 2003-2009 Timothy S. Oey
Licensed under the Open Software License version 2.0
To contact Tim, see <http://oeyweb.com/timoey/>

Release Notes

(everyone modifying this solution should add their change information here)

3.9.6 - 2009-05-15 - Tim Oey – Expanded the number of players allowed from 18 to 22 (this was a much requested feature for older teams where there may be 22 on the team because many cannot show up for every game). There may be some latent formatting problems on some forms as a result that will need to be fixed in subsequent versions. The AYSO Referee Official Lineup Form is now longer as a result (in order to fit all the players). Also changed many of the Referee Lineup Form lines to 1 point lines as some printers had trouble printing hairlines. Added more explanation to the systems of play possible in section 4 of “Using Coach’s Game Card”. Fixed typos and slightly enhanced instructions in the UserGuide.

3.9.5 - 2008-10-13 - Tim Oey – Converted original ReadMe.txt into the Coach's Game Card User Guide (UserGuide.doc & UserGuide.pdf) and greatly enhanced this information with new text and pictures. Updated database system to refer to User Guide rather than ReadMe.txt.

3.9.4 - 2008-09-12 - Tim Oey - Cleaned up some aspects of Read Me. Adjusted the vertical text labels on the Player List layout to be better aligned and spaced and hopefully more readable on Windows.

3.9.3 - 2008-05-30 - Tim Oey - Fixed tabbing order in main Game Card grid so you can tab through all player quarters in sequence (this got messed up in version 3.9.0 or so). Added an uninstall instruction to Read Me. Updated Read Me.

3.9.2 - 2007-09-15 - Tim Oey - Adjusted references to OpenYouth.org. Lengthend field length on Official Lineup Form (Referee Game Card) to accomodate longer team, coach, and assistant names.

3.9.1 - 2005-09-25 - Tim Oey - Adjusted some database field positions on lineup layouts. Fixed bug where Goals & Assists were swapped. Used a small font for Assists so it fits better.

3.9.0 - 2005-09-25 - Tim Oey - Added the tracking of Assists in addition to Goals. Added a field to enter the Opposing Team's name (Opponent). Changed the order of pages for the scripts "Print 3 Pages for a Game" and "Print All 4 Pages for a Game" -- now the large game lineup prints first, then notes, then game card, and finally the referee game card. In my 3 ring game binder, I find it handy to have first the lineup and then game notes with these two face to face -- I can write in changes to the lineup that may happen (unexpected absences or injuries) as well as notes into the notes area without flipping pages. The game card stats are behind the notes in case I want to reference them.

3.8.1 - 2004-09-19 - Tim Oey - Changed a setting to allow copy and paste (and a few other editing commands) to work. Added Us/Them score boxes and WLT (Win/Loss/Tie) stats to Game Lineup (field map). Added some position managing tips under step 5 in the "To use this database" section of this Readme and corrected system requirements.

3.8 - 2004-05-07 - Tim Oey - Removed version info from top of Read Me (so it can no longer be out of date). Fixed text alignment problem on Game Notes page. Split "Print All Pages" into "Print 3 Pages" and "Print All 4 Pages". My team at least has not needed the larger field page, so personally I prefer printing the minifield with statistics plus the notes page. I put these 2 face to face in my coach 3-ring binder so I can write notes, view lineups, and see the stats. Added team and game info to top of Game Lineup for those who like using

3.7 - 2004-04-07 - Tim Oey - Slightly adjusted larger field lineup views to better align edges and make names a bit longer. Corrected credits line on official lineup form. Made navigation buttons more uniform across system. Updated ReadMe with note that long names get word wrapped. Changed startup script such that if you have fewer than 2 players you'll be brought to the player list to start. Fixed other startup scripts such that if you click on the wrong OYO file everything will just work anyway.

3.6 - 2004-04-06 - Tim Oey - Created new larger view of lineups (simple field maps). Created plain black & white versions of all layouts that are now used to print (conserves ink on color printers). Removed many buttons, people will now need to use the scripts menu more. Added option to allow coaches to include or exclude the jersey number from the lineup game maps.

3.5 - 2004-03-27 - Tim Oey - Added a setting on "About" screen to allow a coach to choose whether to display first, last, firstlast, or lastfirst names on mini field maps. Improved next/previous game navigation with small buttons rather than textual

"next" "previous" buttons. Added page to let coach write down notes about what each player did well in the game as well as what to work on as a team at the next practice. This notes page prints with the main coach Game Card -- leaving it as paper is fine although these notes can be entered back into the database if that is desired. Cleaned up a few other items. Added feature to track team scores, wins, losses, and ties.

3.1 - 2003-10-29 - Tim Oey - Enhanced the printed Referee Official Lineup Form (expanded key on form, streamlined some instructions, added Referee Report on back side). Added yet more information to ReadMe.txt. Added a variety of links to the About window.

3.0 - 2003-10-18 - Tim Oey - added ability to print an "Official Lineup Form" for the Game Card given to the referee. Added Home/Away field, moved Game # field, changed button arrangement. Fixed bug on Windows where 1st time New Game button was pushed it didn't work quite right. Added count of 1st and 4th quarters a player has been out (this matters sometimes to players, particularly older players). Added sorting (click on underlined header) and printing to Player List. Added links to open OpenYouth.Org and ReadMe.txt. Added simple security to prevent regular users from using most menu commands and potentially messing up the database in unknown ways. Established a comprehensive ReadMe.txt file to accompany the software as well as adding all the necessary license agreements to cover all aspects of the software.

2.0 - 2003-10-13 - Tim Oey - added left, right, center, and other positions (BL, BC, BR, ML, MC, MR, Bt, Bw) and added micro field positioning maps for each quarter to main GameCard window. This was a lot of work.

1.0 - 2003-10-02 - Tim Oey - created 1st stand alone verison.

0.95 - 2003-09-27 - Tim Oey - wrote import/export/upgrade routines, updated documentation, prepared for stand alone version.

0.9 - 2003-09-20 - Tim Oey - greatly enhanced by adding buttons and scripts for most functions. Simplified user interface and added more error checking.

0.5 - 2003-09-15 - Tim Oey - created 1st version.

License #1

Open Software License

v. 2.0

This Open Software License (the "License") applies to any original work of authorship (the "Original Work") whose owner (the "Licensor") has placed the following notice immediately following the copyright notice for the Original Work:

Licensed under the Open Software License version 2.0

1) Grant of Copyright License. Licensor hereby grants You a world-wide, royalty-free, non-exclusive, perpetual, sublicenseable license to do the following:

- a) to reproduce the Original Work in copies;
- b) to prepare derivative works ("Derivative Works") based upon the Original Work;
- c) to distribute copies of the Original Work and Derivative Works to the public, with the proviso that copies of Original Work or Derivative Works that You distribute shall be licensed under the Open Software License;
- d) to perform the Original Work publicly; and
- e) to display the Original Work publicly.

2) Grant of Patent License. Licensor hereby grants You a world-wide, royalty-free, non-exclusive, perpetual, sublicenseable license, under patent claims owned or controlled by the Licensor that are embodied in the Original Work as furnished by the Licensor, to make, use, sell and offer for sale the Original Work and Derivative Works.

3) Grant of Source Code License. The term "Source Code" means the preferred form of the Original Work for making modifications to it and all available documentation describing how to modify the Original Work. Licensor hereby agrees to provide a machine-readable copy of the Source Code of the Original Work along with each copy of the Original Work that Licensor distributes. Licensor reserves the right to satisfy this obligation by placing a machine-readable copy of the Source Code in an information repository reasonably calculated to permit inexpensive and convenient access by You for as long as Licensor continues to distribute the Original Work, and

by publishing the address of that information repository in a notice immediately following the copyright notice that applies to the Original Work.

4) Exclusions From License Grant. Neither the names of Licensor, nor the names of any contributors to the Original Work, nor any of their trademarks or service marks, may be used to endorse or promote products derived from this Original Work without express prior written permission of the Licensor. Nothing in this License shall be deemed to grant any rights to trademarks, copyrights, patents, trade secrets or any other intellectual property of Licensor except as expressly stated herein. No patent license is granted to make, use, sell or offer to sell embodiments of any patent claims other than the licensed claims defined in Section 2. No right is granted to the trademarks of Licensor even if such marks are included in the Original Work. Nothing in this License shall be interpreted to prohibit Licensor from licensing under different terms from this License any Original Work that Licensor otherwise would have a right to license.

5) External Deployment. The term "External Deployment" means the use or distribution of the Original Work or Derivative Works in any way such that the Original Work or Derivative Works may be used by anyone other than You, whether the Original Work or Derivative Works are distributed to those persons or made available as an application intended for use over a computer network. As an express condition for the grants of license hereunder, You agree that any External Deployment by You of a Derivative Work shall be deemed a distribution and shall be licensed to all under the terms of this License, as prescribed in section 1(c) herein.

6) Attribution Rights. You must retain, in the Source Code of any Derivative Works that You create, all copyright, patent or trademark notices from the Source Code of the Original Work, as well as any notices of licensing and any descriptive text identified therein as an "Attribution Notice." You must cause the Source Code for any Derivative Works that You create to carry a prominent Attribution Notice reasonably calculated to inform recipients that You have modified the Original Work.

7) Warranty of Provenance and Disclaimer of Warranty. Licensor warrants that the copyright in and to the Original Work and the patent rights granted herein by Licensor are owned by the Licensor or are sublicensed to You under the terms of this License with the permission of the contributor(s) of those copyrights and patent rights. Except as expressly stated in the immediately preceding sentence, the Original Work is provided under this License on an "AS IS" BASIS and WITHOUT WARRANTY, either express or implied, including, without limitation, the warranties of NON-INFRINGEMENT, MERCHANTABILITY or FITNESS FOR A PARTICULAR PURPOSE. THE ENTIRE RISK AS TO THE QUALITY OF THE ORIGINAL WORK IS

WITH YOU. This DISCLAIMER OF WARRANTY constitutes an essential part of this License. No license to Original Work is granted hereunder except under this disclaimer.

8) Limitation of Liability. Under no circumstances and under no legal theory, whether in tort (including negligence), contract, or otherwise, shall the Licensor be liable to any person for any direct, indirect, special, incidental, or consequential damages of any character arising as a result of this License or the use of the Original Work including, without limitation, damages for loss of goodwill, work stoppage, computer failure or malfunction, or any and all other commercial damages or losses. This limitation of liability shall not apply to liability for death or personal injury resulting from Licensor's negligence to the extent applicable law prohibits such limitation. Some jurisdictions do not allow the exclusion or limitation of incidental or consequential damages, so this exclusion and limitation may not apply to You.

9) Acceptance and Termination. If You distribute copies of the Original Work or a Derivative Work, You must make a reasonable effort under the circumstances to obtain the express assent of recipients to the terms of this License. Nothing else but this License (or another written agreement between Licensor and You) grants You permission to create Derivative Works based upon the Original Work or to exercise any of the rights granted in Section 1 herein, and any attempt to do so except under the terms of this License (or another written agreement between Licensor and You) is expressly prohibited by U.S. copyright law, the equivalent laws of other countries, and by international treaty. Therefore, by exercising any of the rights granted to You in Section 1 herein, You indicate Your acceptance of this License and all of its terms and conditions. This License shall terminate immediately and you may no longer exercise any of the rights granted to You by this License upon Your failure to honor the proviso in Section 1(c) herein.

10) Termination for Patent Action. This License shall terminate automatically and You may no longer exercise any of the rights granted to You by this License as of the date You commence an action, including a cross-claim or counterclaim, for patent infringement (i) against Licensor with respect to a patent applicable to software or (ii) against any entity with respect to a patent applicable to the Original Work (but excluding combinations of the Original Work with other software or hardware).

11) Jurisdiction, Venue and Governing Law. Any action or suit relating to this License may be brought only in the courts of a jurisdiction wherein the Licensor resides or in which Licensor conducts its primary business, and under the laws of that jurisdiction excluding its conflict-of-law provisions. The application of the United Nations Convention on Contracts for the International Sale of Goods is expressly excluded. Any use of the Original Work outside the scope of this License

or after its termination shall be subject to the requirements and penalties of the U.S. Copyright Act, 17 U.S.C. 101 et seq., the equivalent laws of other countries, and international treaty. This section shall survive the termination of this License.

12) Attorneys Fees. In any action to enforce the terms of this License or seeking damages relating thereto, the prevailing party shall be entitled to recover its costs and expenses, including, without limitation, reasonable attorneys' fees and costs incurred in connection with such action, including any appeal of such action. This section shall survive the termination of this License.

13) Miscellaneous. This License represents the complete agreement concerning the subject matter hereof. If any provision of this License is held to be unenforceable, such provision shall be reformed only to the extent necessary to make it enforceable.

14) Definition of "You" in This License. "You" throughout this License, whether in upper or lower case, means an individual or a legal entity exercising rights under, and complying with all of the terms of, this License. For legal entities, "You" includes any entity that controls, is controlled by, or is under common control with you. For purposes of this definition, "control" means (i) the power, direct or indirect, to cause the direction or management of such entity, whether by contract or otherwise, or (ii) ownership of fifty percent (50%) or more of the outstanding shares, or (iii) beneficial ownership of such entity.

15) Right to Use. You may use the Original Work in all ways not otherwise restricted or conditioned by this License or by law, and Licensor promises not to interfere with or be responsible for such uses by You.

This license is Copyright (C) 2003 Lawrence E. Rosen. All rights reserved. Permission is hereby granted to copy and distribute this license without modification. This license may not be modified without the express written permission of its copyright owner.

License #2

FileMaker Developer

Software License

PLEASE READ THIS LICENSE CAREFULLY BEFORE USING THIS SOFTWARE. BY CLICKING THE "ACCEPT" BUTTON OR BY USING THIS SOFTWARE, YOU AGREE TO BECOME BOUND BY THE TERMS OF THIS LICENSE. IF YOU DO NOT AGREE TO THE TERMS OF THIS LICENSE, CLICK THE "DECLINE" BUTTON, DO NOT USE THIS SOFTWARE, AND PROMPTLY RETURN IT TO THE PLACE WHERE YOU OBTAINED IT FOR A FULL REFUND.

IF YOU LICENSED THIS SOFTWARE UNDER A FILEMAKER VOLUME LICENSE AGREEMENT, THEN THE TERMS OF SUCH AGREEMENT WILL SUPERSEDE THESE TERMS, AND THESE TERMS DO NOT CONSTITUTE THE GRANTING OF AN ADDITIONAL LICENSE TO THE SOFTWARE.

The FileMaker Developer includes:

1. FileMaker Developer Tool application and the related support files;
2. FileMaker Pro Runtime engine, which is created by the FileMaker Developer Tool ("FMP Runtime");
3. ODBC driver, which sends a SQL query to access data stored in a database and delivers data to a client ("ODBC Driver");
4. JDBC driver, which sends a SQL query to access data stored in a database and delivers data to a client ("JDBC Driver");
5. Templates, tools, External Function Plug-in examples and documentation, FileMaker Java classes, and other sample files included as part of this product ("FileMaker Developer Extras");
6. Plug-in samples and promotional materials provided by third parties ("Third Party Developer Extras");
7. FileMaker documentation ("Technical Documentation"); and
8. FileMaker Developer software application and the related documentation ("FMD Application").

The enclosed software, files, documentation and related materials (collectively the "Software") are licensed, not sold, to you by FileMaker, Inc. and/or FileMaker, International, Ltd. (collectively referred to as "FMI") and its licensors for use only under the terms of this License, and FMI reserves any rights not expressly granted to you. You own the media on which any Software is recorded or fixed, but FMI and its licensors retain ownership of the Software itself.

1. License. Subject to the terms and conditions in this License, FMI grants you the following licenses:

(a) FileMaker Developer Tool. FMI grants you a nonexclusive, nontransferable license to use one copy of the FileMaker Developer Tool on a single computer running the Mac OS and one copy of the FileMaker Developer Tool on a single computer running Windows.

(b) FMP Runtime. FMI grants you a nonexclusive, nontransferable license to: (1) use the FMP Runtime, (2) copy and distribute an unlimited quantity of the FMP Runtime solely in conjunction with the distribution of your own FileMaker Pro solutions ("Bundled Solutions"), and (3) sublicense other parties to use, copy and distribute the Bundled Solutions subject to the terms in Section 7 below. All use of the FMP Runtime and Bundled Solutions must be on a standalone basis only. Neither the FMP Runtime or any Bundled Solution may be used to host guests either directly or indirectly through the Internet, or any intranet or other data access network. Furthermore, the FMP Runtime and Bundled Solutions are prohibited from being used as guests of any FMI server product (e.g. FileMaker Pro Server or FileMaker Server). Notwithstanding any other terms in this License, your Bundled Solutions may not substantially duplicate the capabilities of FileMaker Pro or, in the reasonable opinion of FMI, compete with FileMaker Pro. Notwithstanding any other terms in this License, you may not distribute any Companion Plug-ins (e.g., Web Companion or Data Access Companion) or ODBC import filters developed by FMI with the FMP Runtime or your Bundled Solutions, except for the External Function Plug-ins.

(c) ODBC Drivers. FMI grants you a nonexclusive, nontransferable license to use, copy and distribute the ODBC Drivers for use with FileMaker Pro; provided, however, use of an ODBC Driver to connect to a FileMaker Pro database shall count toward the number of guests for which that copy of FileMaker Pro is licensed to host. (Please note, the standard version of FileMaker Pro licensee is (a) permitted to host up to but not more than ten (10) guests (e.g., IP addresses via the Web Companion) or other API connections (e.g. ODBC, JDBC, Apple Events or ActiveX) on a rolling twelve (12) hour schedule, and (b) prohibited from using the standard version of FileMaker Pro with any middleware, application server, CGI, or other software or technology that allows more than a single client to access any FileMaker Pro database. For FileMaker Pro Unlimited, there is no license limitation on the number of guests accessing FileMaker Pro via the Web Companion (e.g., IP

addresses) or other API connections (e.g. ODBC, JDBC, Apple Events or ActiveX) on an intranet or the Internet. FileMaker Pro Unlimited may also be used with middleware, application server, CGI, or other software or technology when hosting a FileMaker Pro database.)

(d) JDBC Drivers. FMI grants you a nonexclusive, nontransferable license to use, copy and distribute the JDBC Drivers for use with FileMaker Pro; provided, however, use of an JDBC Driver to connect to a FileMaker Pro database shall count toward the number of guests for which that copy of FileMaker Pro is licensed to host.

(e) FileMaker Developer Extras. FMI grants you a nonexclusive, nontransferable license to do the following subject to the restrictions in this License: (1) use, copy and distribute the FileMaker Developer Extras for your internal use, (2) modify the FileMaker Developer Extras, and then use, reproduce and distribute individual modified FileMaker Developer Extras, provided that they are substantially modified, and (3) incorporate the FileMaker Developer Extras as a component of your own Bundled Solution, and then sublicense other parties to use, copy and distribute the Bundled Solutions subject to the terms in Section 7 below. Notwithstanding the foregoing, you may not distribute all or a portion of the FileMaker Developer Extras for use by others as a tool kit or for incorporation into other products or software. You may not use, copy, modify or distribute the FileMaker Developer Extras for use with any product other than a FMI product or a Bundled Solution. You must delete the FMI logos, if any, which have been included with the FileMaker Developer Extras prior to your distribution of the FileMaker Developer Extras.

(f) Third Party Developer Extras. All use of the Third Party Developer Extras are governed by the software license or terms which are provided with the Third Party Developer Extras.

(g) Technical Documentation. FMI grants you a nonexclusive, nontransferable license to use one copy of the Technical Documentation on a single computer at a time, and to print out a single copy of such documentation for your personal use. Except as expressly provided in this software license, you may not otherwise use, copy or distribute the Technical Documentation.

(h) FMD Application. The Software is provided along with a copy of the FMD Application. If both a Macintosh and a Windows version of the FMD Application are included, then you are only licensed to use the FMD Application for one platform (i.e., the Macintosh or Windows version), but not both platforms. Your use of the FMD Application is governed by the software license which is provided with the FMD Application.

(i) Use. To "use" the Software means that the Software is either loaded in the temporary memory (i.e., RAM) of a computer or installed on the permanent memory of a computer (i.e., hard disk, etc.). You may make one copy of the Software in machine readable form solely for backup purposes.

(j) Transfer. YOU MAY NOT TRANSFER OR ASSIGN YOUR RIGHTS UNDER THIS LICENSE TO ANOTHER PARTY WITHOUT FMI'S PRIOR WRITTEN CONSENT.

(k) Proprietary Notices. The Software is protected by copyright law. As an express condition of this License, you must reproduce on each copy the FMI trademark, copyright and any other proprietary legends (collectively "Notices") that were on the original copy supplied by FMI, except as otherwise provided in Section 1(e). If you add your own "About" screen to your Bundled Solution, your About screen must state: "Portions of the software are © 1984-2002 FileMaker, Inc. All rights reserved." You may not otherwise use FMI's name, logo or trademarks to market your Bundled Solution, except as expressly permitted by FMI.

2. Restrictions. The Software contains trade secrets and, to protect them, you may not REVERSE ENGINEER, DECOMPILE, DISASSEMBLE, OR OTHERWISE REDUCE THE SOFTWARE TO ANY HUMAN PERCEIVABLE FORM EXCEPT AS PERMITTED UNDER APPLICABLE LAW. YOU MAY NOT MODIFY, ADAPT, TRANSLATE, RENT, LEASE, LOAN, RESELL FOR PROFIT, OR CREATE DERIVATIVE WORKS BASED UPON THE SOFTWARE OR ANY PART THEREOF EXCEPT AS SET FORTH IN THIS LICENSE. THE SOFTWARE IS NOT INTENDED FOR USE IN THE OPERATION OF NUCLEAR FACILITIES, AIRCRAFT NAVIGATION, AIR TRAFFIC CONTROL, OR OTHER ENVIRONMENTS IN WHICH THE FAILURE OF THE SOFTWARE COULD LEAD TO DEATH, PERSONAL INJURY, OR SEVERE PHYSICAL OR ENVIRONMENTAL DAMAGE.

3. Termination. This License is effective until terminated. This License will terminate immediately without notice from FMI or judicial resolution if you fail to comply with any provision of this License. Upon such termination you must destroy the Software, all accompanying written materials, and all copies thereof, and Sections 5, 6, 10 and 11 will survive any termination or cancellation of this License. You may also terminate this License at any time by destroying the Software, all accompanying written materials and all copies thereof.

4. Export Law Assurances. You may not use or otherwise export or reexport the Software except as authorized by United States law and the laws of the jurisdiction in which the Software was obtained. In particular, but without limitation, the Software may not be exported or reexported (i) into (or to a national or resident of) any U.S. embargoed country or (ii) to anyone on the U.S. Treasury Department's list of Specially Designated Nations or the U.S. Department of Commerce's Table of Denial Orders. By using the Software you represent and warrant that you are not located in, under control of, or a national or resident of any such country or on any such list.

5. Limited Warranty and Disclaimer. FMI warrants for a period of ninety (90) days from your date of purchase that (i) the media provided by FMI, if any, on which the Software is recorded will be free from defects in materials and workmanship under normal use, and (ii) the Software as provided by FMI will substantially conform to FMI's published specifications for the Software. FMI's entire liability and your sole and exclusive remedy for any breach of the foregoing limited warranty will be, at FMI's option, replacement of the media, refund of the purchase price or repair or replacement of the Software.

THIS LIMITED WARRANTY IS THE ONLY WARRANTY PROVIDED BY FMI AND FMI AND ITS LICENSORS EXPRESSLY DISCLAIM ALL OTHER WARRANTIES, CONDITIONS OR OTHER TERMS, EITHER EXPRESS OR IMPLIED, INCLUDING BUT NOT LIMITED TO IMPLIED WARRANTIES, CONDITIONS OR OTHER TERMS OF MERCHANTABILITY, SATISFACTORY QUALITY AND FITNESS FOR A PARTICULAR PURPOSE WITH REGARD TO THE SOFTWARE AND ACCOMPANYING WRITTEN MATERIALS. FURTHERMORE, THERE IS NO WARRANTY AGAINST INTERFERENCE WITH YOUR ENJOYMENT OF THE SOFTWARE OR AGAINST INFRINGEMENT OF THIRD PARTY PROPRIETARY RIGHTS BY THE SOFTWARE. BECAUSE SOME JURISDICTIONS DO NOT ALLOW THE EXCLUSION OR LIMITATION OF IMPLIED WARRANTIES, THE ABOVE LIMITATION MAY NOT APPLY TO YOU. THE TERMS OF THIS DISCLAIMER AND THE LIMITED WARRANTY UNDER THIS SECTION 5 DO NOT AFFECT OR PREJUDICE THE STATUTORY RIGHTS OF A CONSUMER ACQUIRING THE SOFTWARE OTHERWISE THAN IN THE COURSE OF A BUSINESS, NEITHER DO THEY LIMIT OR EXCLUDE ANY LIABILITY FOR DEATH OR PERSONAL INJURY CAUSED BY FMI'S NEGLIGENCE.

6. Limitation of Remedies and Damages. IN NO EVENT WILL FMI, ITS PARENT OR SUBSIDIARIES OR ANY OF THE LICENSORS, DIRECTORS, OFFICERS, EMPLOYEES OR AFFILIATES OF ANY OF THE FOREGOING BE LIABLE TO YOU FOR ANY CONSEQUENTIAL, INCIDENTAL, INDIRECT OR SPECIAL DAMAGES WHATSOEVER (INCLUDING, WITHOUT LIMITATION, DAMAGES FOR LOSS OF BUSINESS PROFITS, BUSINESS INTERRUPTION, LOSS OF BUSINESS INFORMATION, AND THE LIKE), WHETHER FORESEEABLE OR UNFORESEEABLE, ARISING OUT OF THE DISTRIBUTION OR USE OF OR INABILITY TO USE THE SOFTWARE OR ACCOMPANYING WRITTEN MATERIALS, REGARDLESS OF THE BASIS OF THE CLAIM AND EVEN IF FMI OR A FMI REPRESENTATIVE HAS BEEN ADVISED OF THE POSSIBILITY OF SUCH DAMAGES. FMI's liability to you for direct damages for any cause whatsoever, and regardless of the form of the action, will be limited to the greater of \$500 (U.S.) or the money paid for the Software that caused the damages. The parties agree that this limitation of remedies and damages provision shall be enforced independently of and survive the failure of essential purpose of any warranty remedy.

THE ABOVE LIMITATIONS WILL NOT APPLY IN CASE OF PERSONAL INJURY ONLY WHERE AND TO THE EXTENT THAT APPLICABLE LAW REQUIRES SUCH LIABILITY. BECAUSE SOME JURISDICTIONS DO NOT ALLOW THE EXCLUSION OR LIMITATION OF LIABILITY FOR CONSEQUENTIAL OR INCIDENTAL DAMAGES, THE ABOVE LIMITATIONS MAY NOT APPLY TO YOU.

7. Sublicensing. You agree that all distribution of the FMP Runtime, ODBC Drivers, JDBC Drivers, and FileMaker Developer Extras will be subject to a written agreement, the terms and conditions of which will, at a minimum: (i) grant a nonexclusive right to use only one copy of the FMP Runtime application, ODBC Drivers, JDBC Drivers and/or FileMaker Developer Extras for each copy of your own Bundled Solution which you license to your customer; (ii) provide that any subsequent transfer is subject to the restrictions set forth in this Section 7; (iii) state that the FMP Runtime and FileMaker Developer Extras (or as renamed) are licensed, not sold, to the end user and that title to all copies of the FMP Runtime and FileMaker Developer Extras remain with FMI and its licensors; (iv) include restrictions substantially similar to those set forth in Section 2 (Restrictions) and Section 4 (Export Law Assurances) of this License; and (v) include Warranty Disclaimer and Disclaimer of Liability provisions which are consistent with and substantially similar to the terms set forth in Sections 5 and 6 of this License.

8. Technical Support. You are solely responsible for providing all technical support to your sublicensees of the Bundled Solution, and you will not direct any sublicensee to contact FMI for technical support regarding your Bundled Solution. You further agree to include your name, address and phone number in an "about" screen as part of your Bundled Solution.

9. Passwords. FMI reserves the right to unlock password protected Bundled Solution files upon the request of the end user. If you do not want FMI to unlock your password protected Bundled Solution files, then you must comply with the current FMI developer guidelines which are available from FMI.

10. Indemnification. You will indemnify and hold FMI harmless from any and all claims, damages, losses, liabilities, costs and expenses (including reasonable fees of attorneys and other professionals) arising out of or in connection with any Bundled Solution distributed by you and which is based on your contributions to such Bundled Solution.

11. General. If there is a local subsidiary of FMI in the country in which this License was purchased, then the local law in which the subsidiary sits shall govern this License. Otherwise, this License shall be governed by the laws of the

United States and the State of California. The parties agree that the United Nations Convention on Contracts for the International Sale of Goods (1980), as amended, is specifically excluded from application to this License. This License constitutes the entire agreement between you and FMI concerning the subject matter, and any proposals for additional or different terms, including but not limited to the terms set forth in any purchase order, are hereby rejected. Any waiver or amendment of any provision of this License shall be effective only if in writing and signed by both you and FMI. If any provision of this License shall be held by a court of competent jurisdiction to be contrary to law, that provision will be enforced to the maximum extent permissible, and the remaining provisions of this License will remain in full force and effect. If the Software is supplied to the United States Government, the Software is classified as "restricted computer software" as defined in clause 52.227-19 of the FAR. The United States Government's rights to the Software are as provided in clause 52.227-19 of the FAR.